T.G.M.
GRT52

Maximale Ausladung:	**52**	m
Spitzenlast:	**1.250**	kg
Maximale Traglast:	**2.500**	kg
Hakenhöhe (freistehend):	**41,8**	m

T.G.M. · GRT52 **52 mt**

Kranübersicht und Konfigurationen

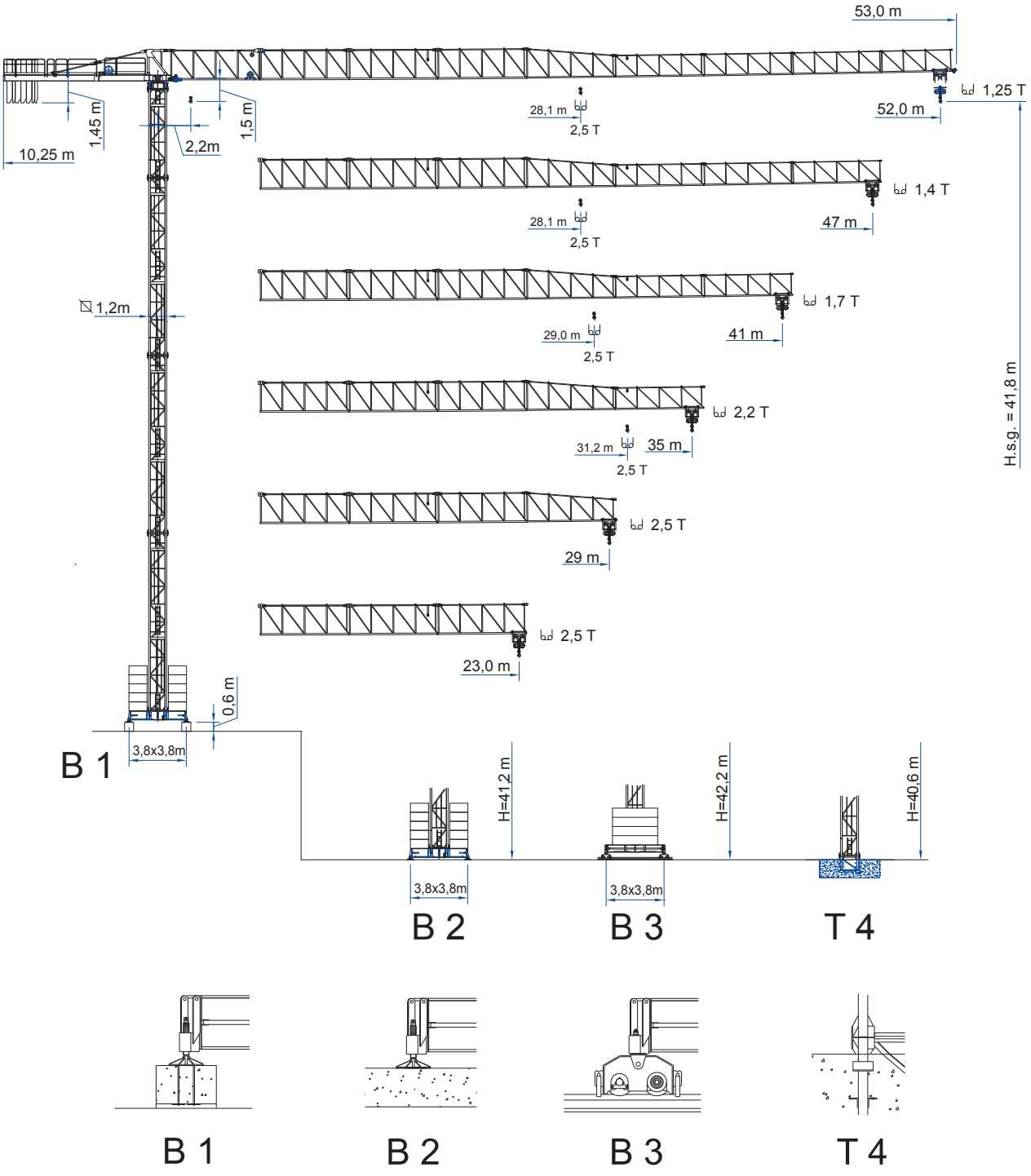

Dati illustrativi non impegnativi
Con riserva di modifica

Specifications and data
not binding

Angaben und Beschreibung
unverbindlich

Données techniques seulement
indicatives

T.G.M. · GRT52 **52 mt**

Traglastkurven

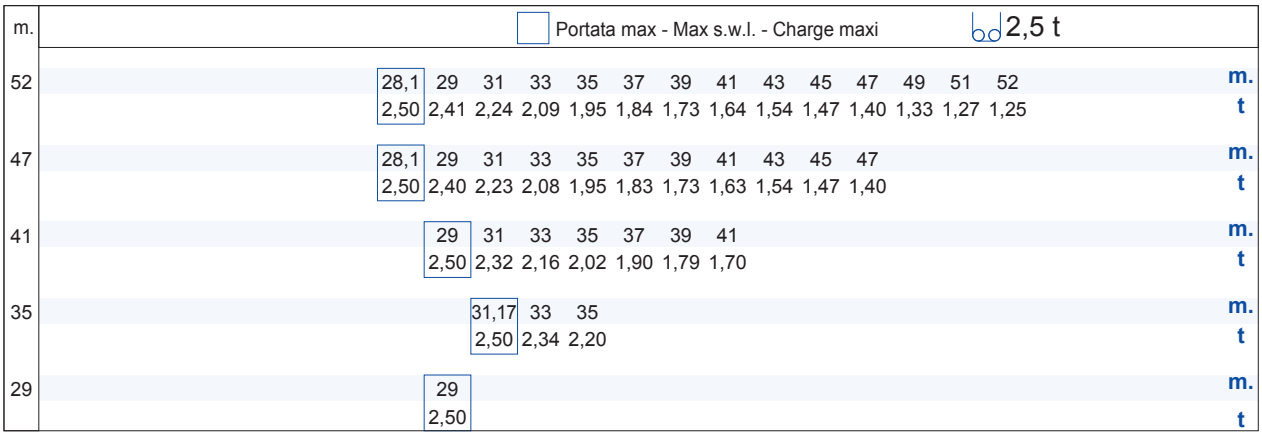

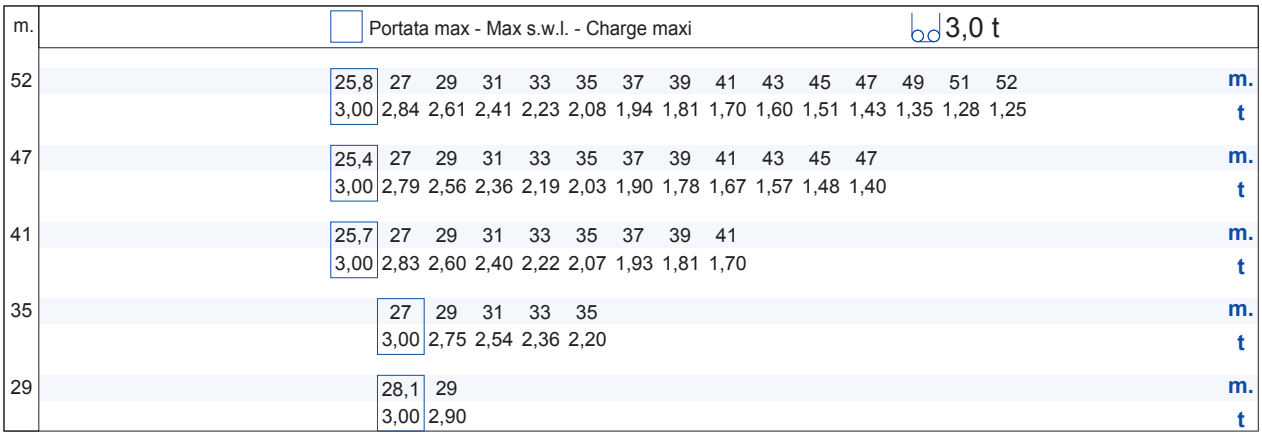

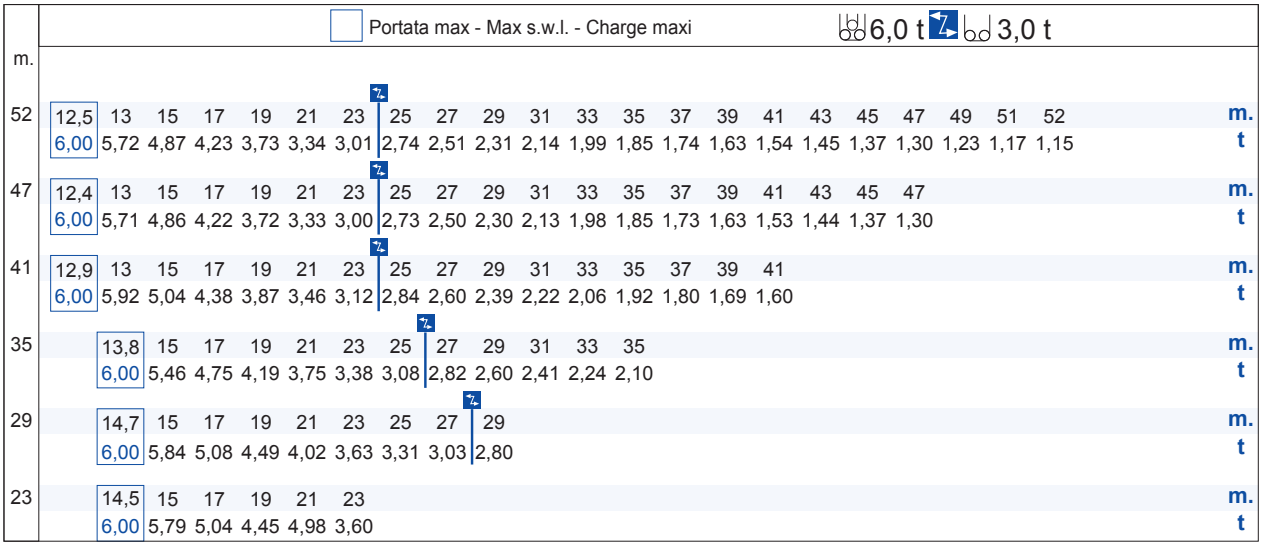

T.G.M. · GRT52 **52 mt**

Türme und Auflagerkräfte

Z (t)	F1 (kN)	H.u.H. (m)	altezza (A=5,9m)
62,96	692	41,8	
51,16	486	35,9	
51,16	388	30,0	
39,36	337	24,1	
39,36	314	18,2	

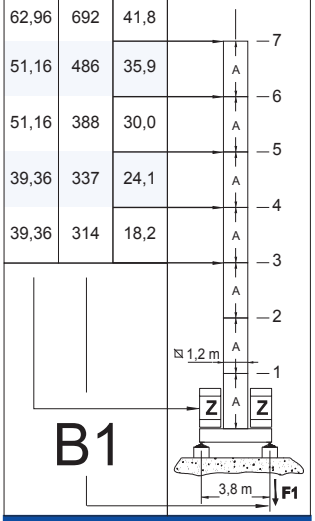

Base 3,8x3,8 m

Z (t)	F1 (kN)	H.u.H. (m)	altezza (A=5,9m)
59,0	680	41,2	
53,1	482	35,3	
53,1	388	29,4	
41,3	337	23,5	
41,3	314	17,6	

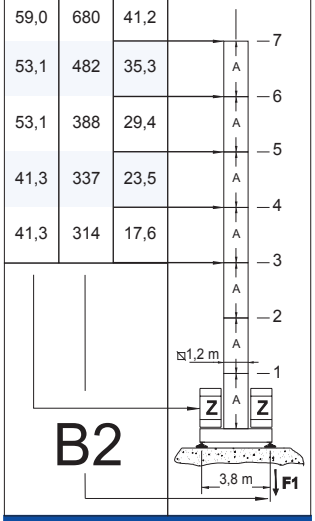

Base 3,8x3,8 m

Z (t)	F1 (kN)	H.u.H. (m)	altezza (A=5,9m)
59,0	677	42,2	
53,1	481	36,4	
53,1	391	30,5	
41,3	339	24,6	
41,3	317	18,7	

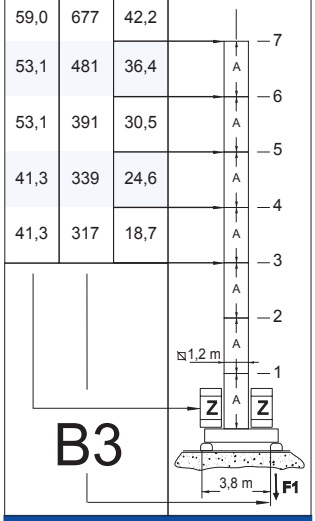

Base 3,8x3,8 m

F2 (kN)	F3 (kN)	H.u.H. (m)	altezza (A=5,9m)
1015	1198	40,6	
682	858	34,7	
458	656	28,8	
380	571	22,9	
310	502	17,0	

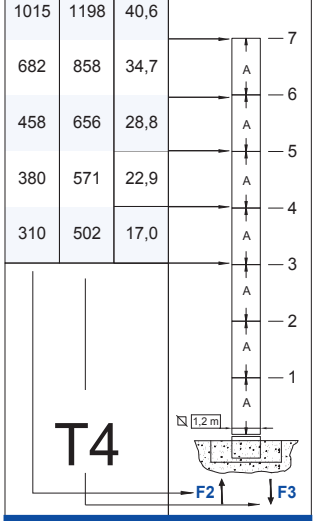

Torre ⧅ 1,2 mt

F2 (kN)	F3 (kN)	H.u.H. (m)	altezza (A=5,9m)
1344	1545	50,6	

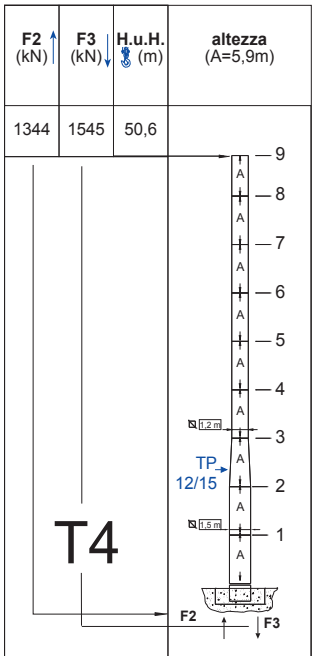

Torre UFC TP 12/15

T.G.M. · GRT52 **52 mt**

Antriebe

	giri/min	m/min	Nm	Kw
	0,67	-	65	-
	_	15 / 30 /60	_	4
	_	16	_	2 x 2,2

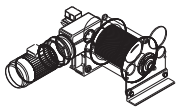	 CV - ch PS - hp	KW	 m	marcia - step vitesse - gang	 m/min	(t)	m/min	(t)
11 3S 25	15	11	155	1 2 3	5 20 40	2,5 2,5 1,25		
18 FV3 25	25	18,4	175	1 2 3	0-31 0-46 0-63	2,5 1,75 1,25		
18 FV3 30	25	18,4	235	1 2 3	0-30 0-47 0-60	3,0 1,95 1,5	0-15 0-23,5 0-30	6,0 3,9 3,0
22 FV3 30	30	22	235	1 2 3	0-34 0-50 0-72	3,0 2,0 1,4	0-17 0-25 0-36	6,0 4,0 2,8
30 FV4 30	40	30	460 730* (Lebus)	1 2 3 4	0-45 0-57 0-77 0-94	3,0 2,4 1,8 1,4	0-22,5 0-28,5 0-38,5 0,47	6,0 4,8 3,6 2,8

(*)Consultateci

Potenza totale richiesta Total installed power Puissance totale nécessaire Geforderte Stromstärke Potencia necesaria	11 3S 25 - 27 kVA	400 V - 50 Hz
	18 FV3 25 - 43 kVA	
	18 FV3 30 - 43 kVA	
	22 FV3 30 - 60 kVA	
	30 FV4 30 - 70 kVA	

T.G.M. · GRT52 **52 mt**

Gewichte und Abmessungen

Pos. Item	Pezzi Pieces	Denominazione Description		Schizzo Sketch	Dimensioni Dimensions (m) L	W	H	Peso Weight (Kg) Unit	Total.
1	1	Elemento di freccia Jib element Elèment de flèche ausleger	N° 1	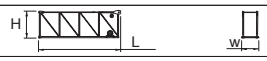	6,135	1,280	2,060	*	1410
	1		N° 2		6,155	1,150	2,060	*	700
	1		N° 3		6,155	1,150	2,060	*	590
	1		N° 4	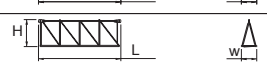	6,155	1,150	2,060	*	490
	1		N° 5	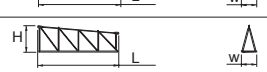	6,060	1,150	2,030	*	420
	1		N° 6	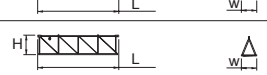	6,060	1,150	1,500	*	340
	1		N° 7	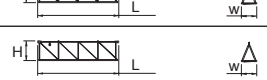	6,040	1,150	1,500	*	300
	1		N° 8		6,005	1,150	1,500	*	265
	1		N° 9	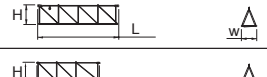	4,785	1,150	1,470	*	220
2	Freccia Flèche Jib Ausleger	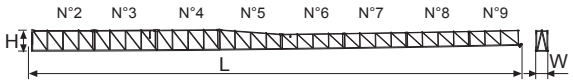		52 m 47 m 41 m 35 m 29 m 23 m	46,4 41,7 35,8 29,9 24,0 18,1	1,280 1,280 1,280 1,280 1,280 1,280	2,200 2,200 2,200 2,200 2,200 2,200	* * * * * *	3325 3105 2640 2540 2200 1780
3A	1	Cuspide, A frame, Pointe, Turmspitze.		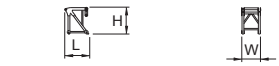	1,65	1,21	1,73	*	695
3B	1	Controfreccia girevole, argano di sollev., quadro elettrico Counterjib-turntable, hoisting winch, electrical box etc.		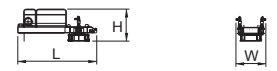	5,085	1,95	2,06	*	5155
3A+3B		Contreflèche tournante, treuil de levage, armoire electrique. Gegenausleger, Hubwinde, Drehwerk Schaltschrank.		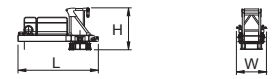	5,085	1,7	2,65	*	5850
4	1	Elemento controfreccia esterno External counterjib Contreflèche extérieure Externes gegenausleger		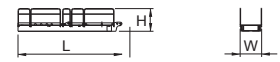	6,715	1,435	1,470	*	1700
5	1	Elemento di torre Tower element Elèment de mature Turmstück		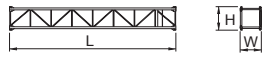	11,8	1,2	1,38	*	3050
6					5,9	1,2	1,38	*	1620
7					2,95	1,2	1,38	*	810
8		Tronchetto di fondazione Expendable foundation element Elèment a sceller - Fundamentanker			1,090	1,38	1,38	*	455

*(Unit = Total)

T.G.M. · GRT52 **52 mt**

Bauteilliste

Pos Item	Pezzi Pieces	Denominazione Description	Schizzo Sketch		Dimensioni (m) L	W	H	Peso (Kg) Unit	Total.
9	1	Trave di base principale Base main Beam Poutre de Chassis de base Hauptträger för kreuzgelenk	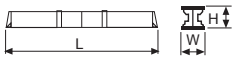	-	-	-	-	-	-
				3,8x3,8mt	5,535	0,710	0,760	*	1460
10	1	Semi-trave di base Half base beam Semipoutre de chassis de base Hauptträger tür kreuzgelenk		-	-	-	-	-	-
				3,8x3,8mt	2,620	0,590	0,770	940	1880
11	2	Bilancino di traslazione folle Driven boige Boggie fou Fahrschemel ohne motorantrieb			1,16	0,25	0,503	455	960
12	2	Bilancino di traslazione motorizzata Driveng Boige Boggie motorisee Fahrschemel mit motorantrieb			1,16	0,59	0,503	680	1360
13	12	Blocco di zavorra Base ballast block (Z295) Lest de base Grundballastblöcken			3,600	1,200	0,300	2950	59000
14	4	Blocco di appoggio Concrete pad (ZT25) Sabot en béton Betonfuss			3,000	0,600	0,600	2465	9860
15	3 4	Blocchi di contrappeso Counterweight block Contre-poids Gegengewichtsbloecke	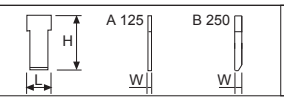	A 125	3,000	0,185	1,200	1250	3750
				B 250	3,000	0,370	1,200	2500	10000

*(Unit = Total)

Torre City ⧅ 1,5 m

Pos Item	Pezzi Pieces	Denominazione Description	Schizzo Sketch		Dimensioni (m) L	W	H	Peso (Kg) Unit	Total.
16	-	Elemento di torre Tower element Elément de mature Turmstück	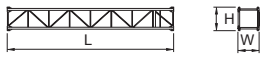		11,8	1,5	1,7	*	3680
17	-				5,9	1,5	1,7	*	1990
18	-	Tronchetto di fondazione Expendable foundation element elément a sceller Fundamentnker			1,465	1,85	1,85	*	780
19	1	Trave di base principale Base main beam Poutre de chassis de base		4,5x4,5 m	6,530	0,710	0,760	*	2120
				-	-	-	-	-	-
20	1	Semi-trave di base Half base beam Semipoutre de chassis de base		4,5x4,5 m	3,200	0,590	0,770	1030	2060
				-	-	-	-	-	-
21	26	Blocco di zavorra Base ballast block (Z295) Lest de base Grundballastblöcken			3,600	1,200	0,300	2950	76700

*(Unit = Total)

T.G.M. · GRT52 **52 mt**

Zentralballast

B 3.8x3.8m Tot. 3340 Kg. B 4.5x4.5m Tot. 4180 Kg. 	11.8 / 3050 Kg. 5.9 / 1620 Kg. 2.95 / 810 Kg. 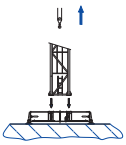	Z 295 / 2950 Kg. 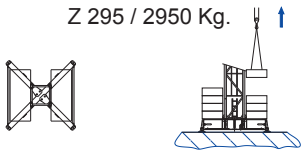
5850 Kg. 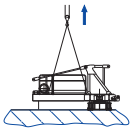 6450 Kg. 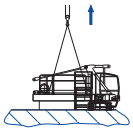	2200 Kg. N°1 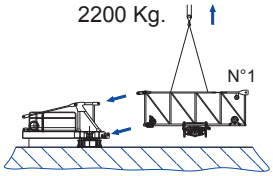	8050 Kg. N°1 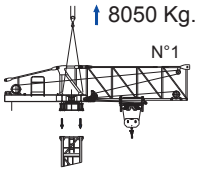 8650 Kg. N°1 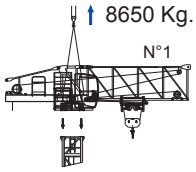
1700 Kg. N°1 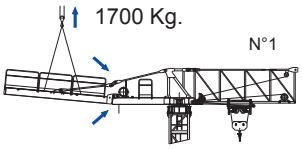	9750 Kg. N°1 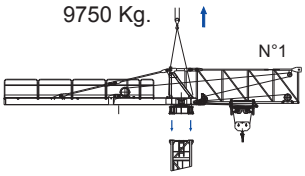	10350 Kg. N°1 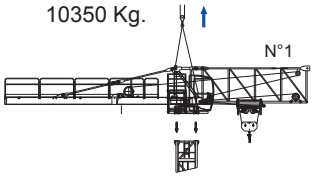

T.G.M. · GRT52 **52 mt**

Hydraulisches Klettern

