T.G.M.
GR40

Portée maximale :	**40**	m
Charge en bout de flèche :	**1.000**	kg
Charge maximale :	**3.000**	kg
Hauteur sous crochet (autoportante) :	**33,6**	m

T.G.M. · GR40 **40 mt**

Schéma de levage et configurations

FEM 1,001 A3

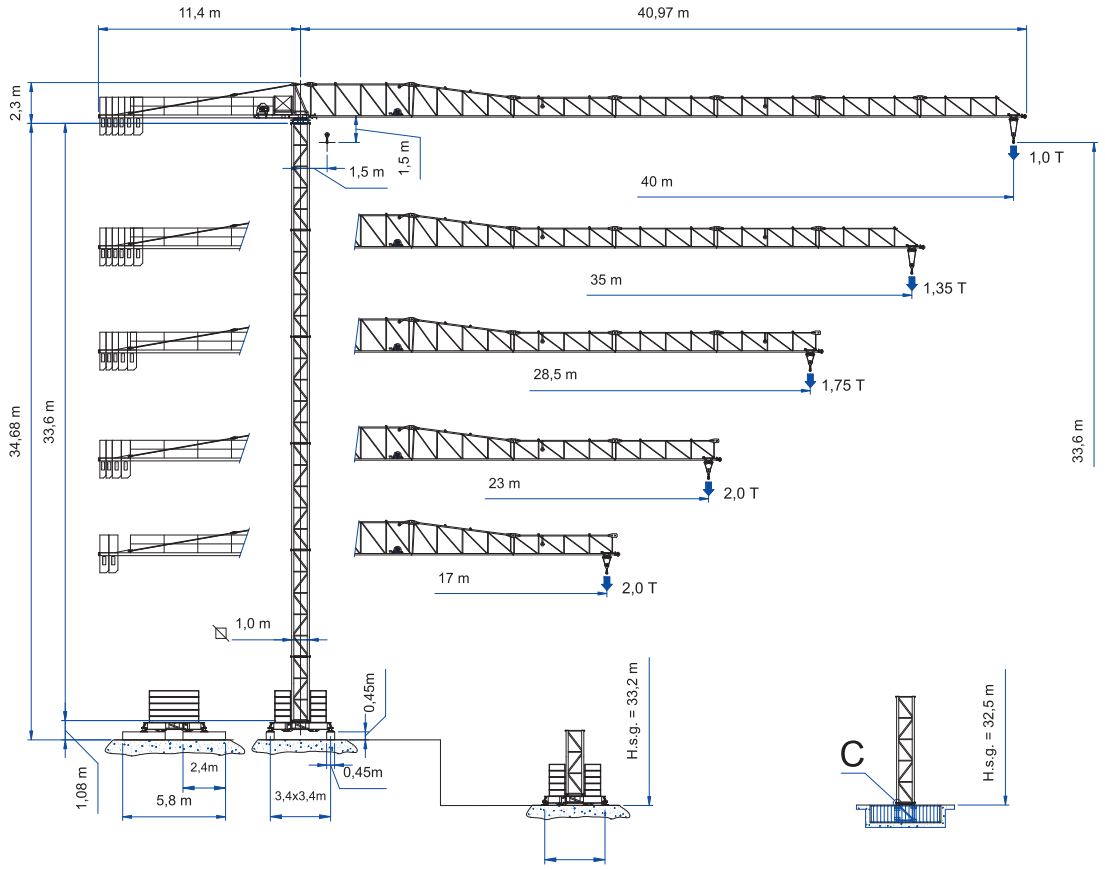

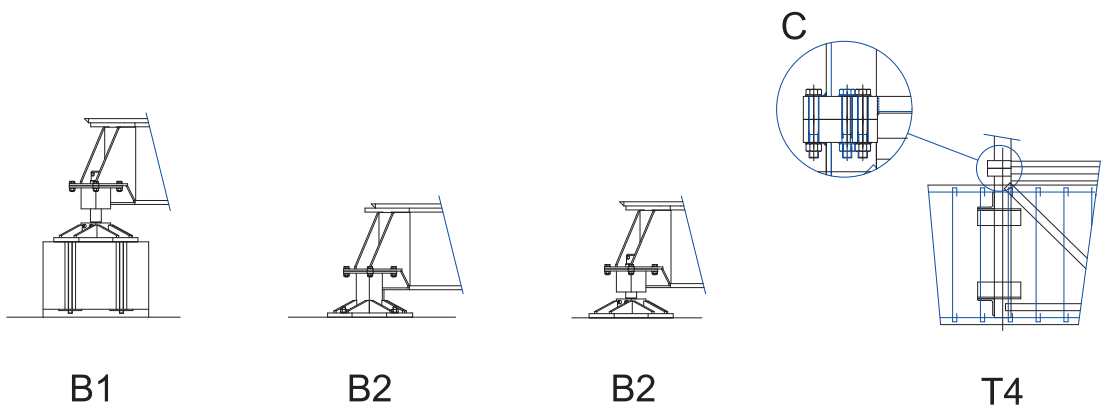

T.G.M. · GR40 **40 mt**

Courbes de charge

m.	Portata max - Max s.w.l. - Charge maxi 2,0 t																
40	17	18	20	21,00	22	23	24	25	26	28	30	32	34	35	38	40	m.
	2,00	2,00	2,00	2,00	1,93	1,83	1,75	1,68	1,61	1,48	1,37	1,28	1,19	1,16	1,05	1,00	t
35	17	18	20	21	22	23,00	24	25	26	28	30	32	34	35			m.
	2,00	2,00	2,00	2,00	2,00	2,00	1,99	1,90	1,82	1,68	1,56	1,45	1,36	1,35			t
28,50	17	18	20	21	22	23	24	25,00	26	28,50							m.
	2,00	2,00	2,00	2,00	2,00	2,00	2,00	2,00	1,92	1,75							t
23,00	17	2,0	20	21	22	23,00											m.
	2,00	2,00	2,00	2,00	2,00	2,00											t
17	17																m.
	2,00																t

m.	Portata max - Max s.w.l. - Charge maxi 3,0 t																m.
40	14	15	16	17	18	20	22	23	24	26	28	30	32	34	35	38	40	m.
	3,00	2,97	2,77	2,59	2,43	2,17	1,95	1,86	1,77	1,62	1,49	1,38	1,29	1,20	1,16	1,06	1,00	t
35	14	15	16	17	18	20	22	23	24	26	28	30	32	34	35			m.
	3,00	3,00	3,00	2,98	2,80	2,50	2,25	2,14	2,04	1,87	1,73	1,60	1,49	1,39	1,35			t
28,5	14	15	16	17	18	20	22	23	24	26	28,5							m.
	3,00	3,00	3,00	3,00	2,88	2,57	2,32	2,21	2,11	19,30	1,75							t
23	14	15	16	17	18	20	22	23										m.
	3,00	3,00	2,97	2,78	2,61	2,33	2,10	2,00										t
17	14	15	16	17														m.
	3,00	3,00	3,00	3,00														t

T.G.M. · GR40 **40 mt**

Mâts et réactions d'appui

Z (t)	F1 (kN)	H.u.H. (m)	altezza (A=6,0m) (B=3,6m)
40	341	33,6	
32	257	30,0	
26	220	24,0	
28	194	18,0	
28	182	12,0	

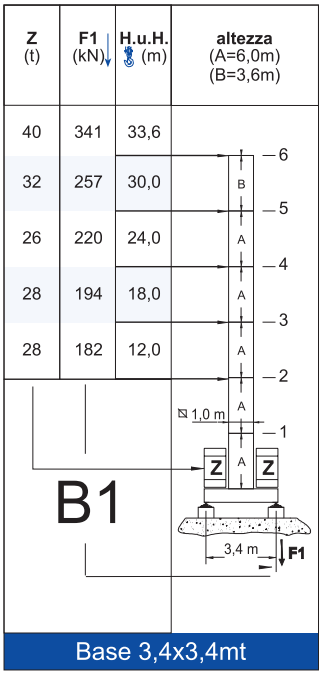

Base 3,4x3,4mt

Z (t)	F1 (kN)	H.u.H. (m)	altezza (A=6,0m) (B=3,6m)
44	332	33,2	
36	253	29,6	
32	219	23,6	
28	194	17,6	
28	181	11,6	

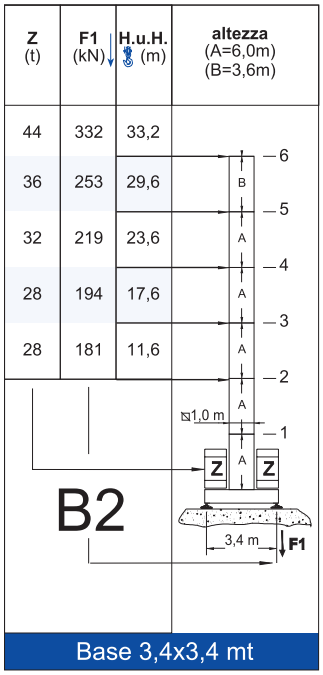

Base 3,4x3,4 mt

F2 (kN)	F3 (kN)	H.u.H. (m)	altezza (A=6,0m) (B=3,6m)
413	506	32,5	
365	456	28,9	
298	384	22,9	
249	332	16,9	
214	292	10,9	

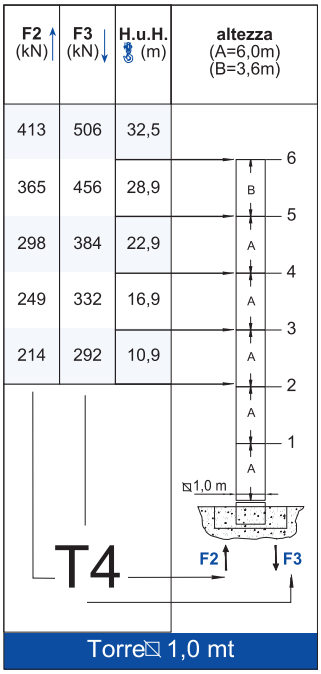

Torre ⧅ 1,0 mt

Z (t)	F1 (kN)	H.u.H. (m)	altezza (A=6,0m)
44,0	324	30,0	
36,0	263	24,0	
32,0	233	18,0	
32,0	219	12,0	

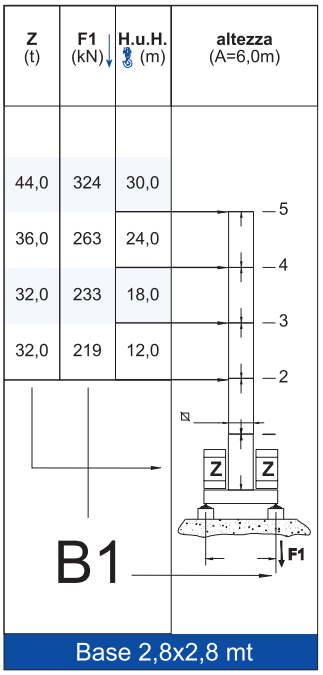

Base 2,8x2,8 mt

Z (t)	F1 (kN)	H.u.H. (m)	altezza (A=6,0m)
48,0	316	29,6	
40,0	262	23,6	
36,0	233	17,6	
36,0	218	11,6	

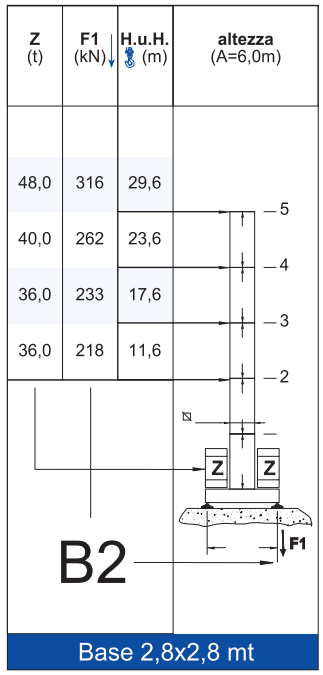

Base 2,8x2,8 mt

F2 (kN)	F3 (kN)	H.u.H. (m)	altezza (A=5,9m) (B=6,0m)
749	838	40,8	

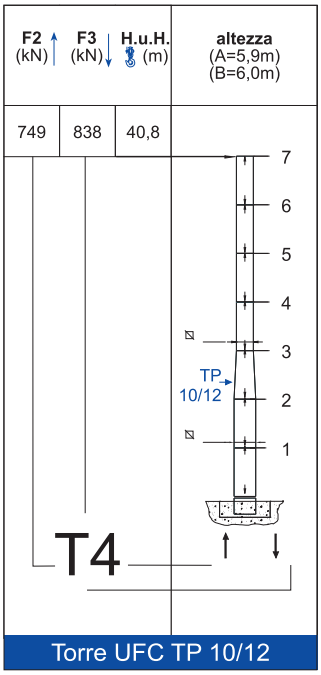

Torre UFC TP 10/12

T.G.M. · GR40 **40 mt**

Mécanismes

	giri/min	m/min	Nm	Kw
	1,02	–	55	2
	–	20/40	–	1,4
	–	–	–	–

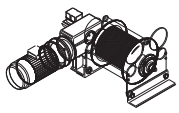				marcia - step vitesse - gang	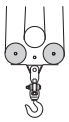	
	CV - ch PS - hp	KW	m		m/min	(t)
8 3S 20	12	8,8	90	1 2 3	5,5 22 44	2 2 1
11 3S 30	15	11	155	1 2 3	4,5 18 36	3,0 3,0 1,5

Potenza totale richiesta Total installed power Puissance totale nécessaire Geforderte Stromstärke Potencia necesaria	8 3S 20 - 16kVA 11 3S 30 - 18kVA	400 V - 50 Hz

T.G.M. · GR40 **40 mt**

Poids et encombrements

Pos. Item	Pezzi Pieces	Denominazione Description		Schizzo Sketch	Dimensioni Dimensions (m) L	W	H	Peso Weight (Kg) Unit	Total.
1	1	Elemento di freccia Jib element Elèment de flèche ausleger	N° 1		5,985	0,790	2,040	*	683
	1		N° 2	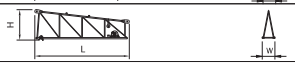	5,985	0,790	1,930	*	410
	1		N° 3		5,985	0,790	1,190	*	364
	1		N° 4		5,985	0,790	1,190	*	321
	1		N° 5		5,985	0,790	1,190	*	297
	1		N° 6		5,985	0,790	1,190	*	263
	1		N° 7		5,860	0,790	1,190	*	238
2	Freccia Flèche Jib Ausleger	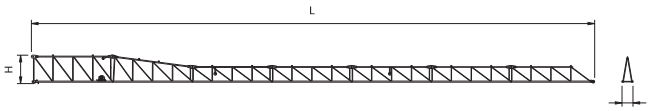			40 m	40,6	0,790	2,040	*	2576
					35m	34,8	0,790	2,040	*	2338
					28,5m	29,1	0,790	2,040	*	2075
					23m	23,4	0,790	2,040	*	1778
					17 m	17,6	0,790	2,040	*	1457
3	1	Controfreccia girevole, argano di sollev., quadro elettrico Counterjib-turntable, hoisting winch, electrical box etc. Contreflèche tournante, treuil de levage, armoire electrique. Gegenausleger, Hubwinde, Drehwerk Schaltschrank.		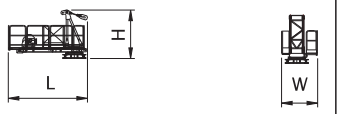	3,75	1,705	2,3	*	1925
4	1	Elemento controfreccia esterno External counterjib Contreflèche extérieure Externes gegenausleger		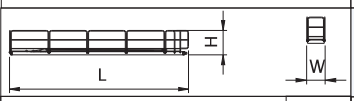	9,1	0,875	1,23	*	795
5	4 2	Blocchi di contappeso Counterweight block Contre-poids Gegengewichtsbloecke		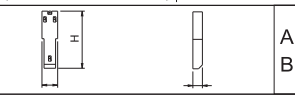	A 350 B 510	0,600 0,600	0,35 0,51	2,145 2,145	814 1192	3256 2384
6	1	Elemento di torre Tower element Elèment de mature Turmstück			6,0	1,11	1,11	*	985
					3,6	1,11	1,11	*	600
					2,4	1,11	1,11	*	412
	1	Tronchetto di fondazione Expendable foundation element Elèment a sceller - Fundamentanker			1,075	1,11	1,11	*	334

* (Unit = Total)

T.G.M. · GR40 **40 mt**

Éléments de mât

Pos Item	Pezzi Pieces	Denominazione Description	Schizzo Sketch		Dimensioni Dimensions (m) L	W	H	Peso Weight (Kg) Unit	Total.
7	1	Trave di base principale Base main Beam Poutre de Chassis de base Hauptträger för kreuzgelenk	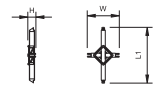	TP (2,8x2,8m)	4,16	2,4	0,605	*	1083
				TP (3,4x3,4m)	5,01	2,4	0,605	*	1154
	2	Semi-trave di base Half base beam Semipoutre de chassis de base Hauptträger tür kreuzgelenk	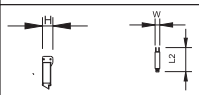	TP (2,8x2,8m)	1,15	0,3	0,49	172	344
				TP (3,4x3,4m)	1,575	0,3	0,49	225	450
8	24	Blocco di zavorra Base ballast block (B28-09) Lest de base Grundballastblöcken		(2,8x2,8m)	2,800	0,900	0,360	2000	48000
	22			(3,4x3,4m)	2,800	0,900	0,360	2000	44000
9	4	Blocco di appoggio Concrete pad Sabot en béton (BA2) Betonfuss			2,400	0,450	0,450	1000	4000

*(Unit = Total)

Torre City ⧅ 1,2mt

Pos Item	Pezzi Pieces	Denominazione Description	Schizzo Sketch	Dimensioni Dimensions (m) L	W	H	Peso Weight (Kg) Unit	Total.
10	1	Elemento di torre TP 1,0/1,2m TP 1,0/1,2m Tower element TP 1,0/1,2m Elément de mature TP 1,0/1,2m Turmstück		6,0	1,2	1,38	*	1515
11	1	Elemento di torre Tower element Elément de mature Turmstück		5,9	1,2	1,38	*	1620
12	1	Tronchetto di fondazione Expendable foundation element elément a sceller Fundamentnker		1,090	1,38	1,38	*	455

*(Unit = Total)

B 3.4x3.4m Tot. 1604 Kg.
B 2.8x2.8m Tot. 1427 Kg.

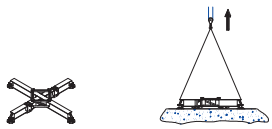

6.0 / 985 Kg.
3.6 / 600 Kg.
2.4 / 412 Kg.

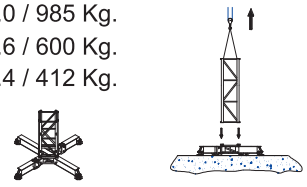

B 28-09 / 2000 Kg.

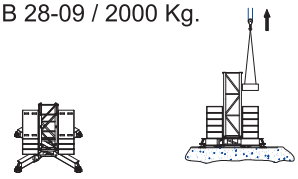

795 Kg.

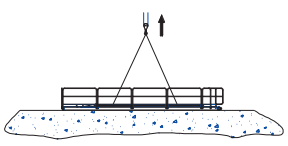

1925 Kg.



2720 Kg.

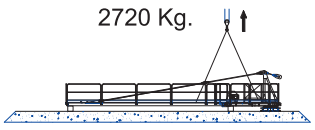

T.G.M. · GR40 **40 mt**

Télescopage hydraulique

SOPRALZO IDRAULICO versione HC - 100

EXTERNAL CLIMBING KLETTERKRANE TELESCOPABLE

