RAIMONDI
MR 81

Maximale Ausladung:	**51**	m
Spitzenlast:	**1.000**	kg
Maximale Traglast:	**5.000**	kg
Hakenhöhe (freistehend):	**40,5**	m

RAIMONDI · MR 81 **51 mt**

Kranübersicht und Konfigurationen

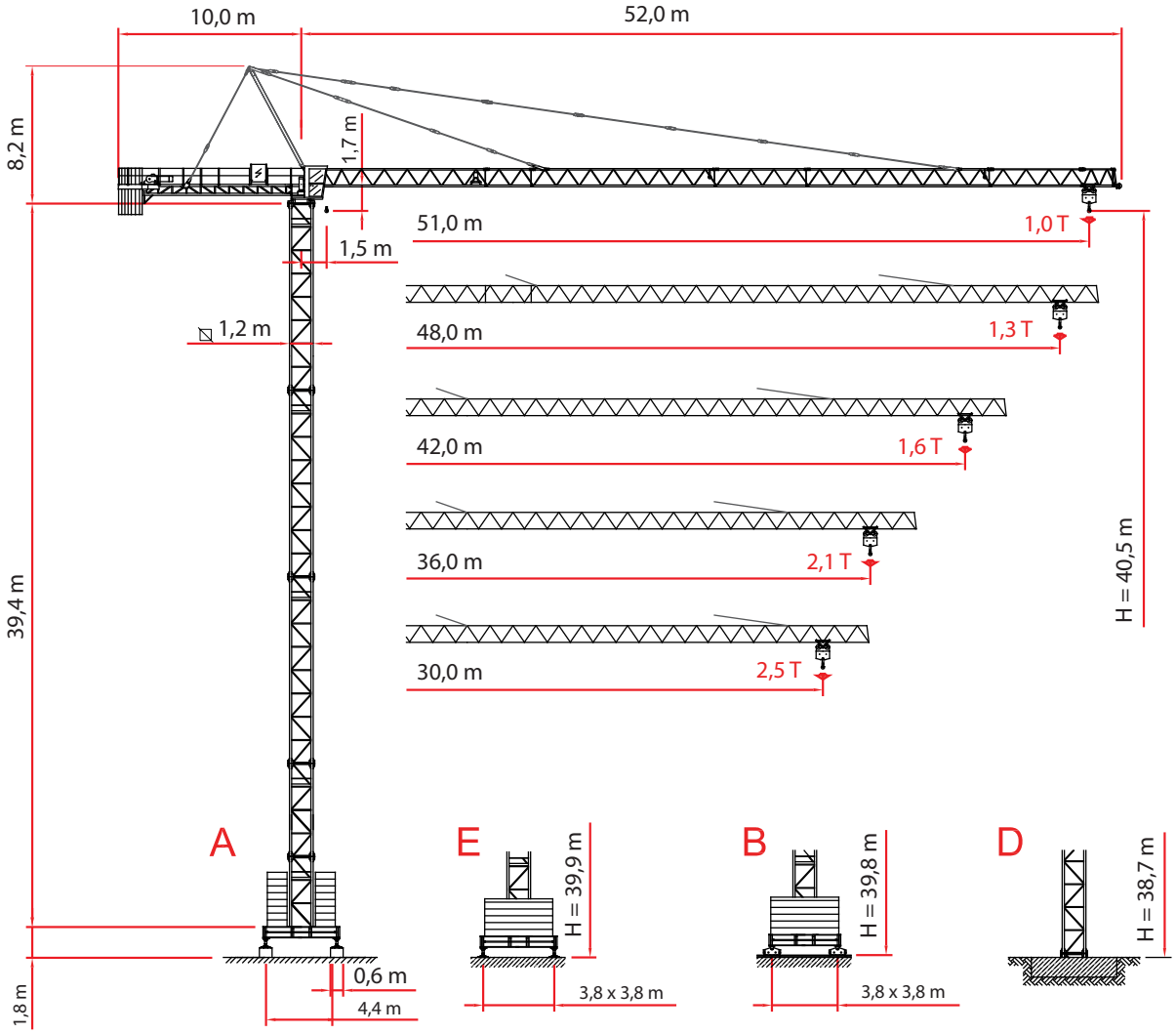

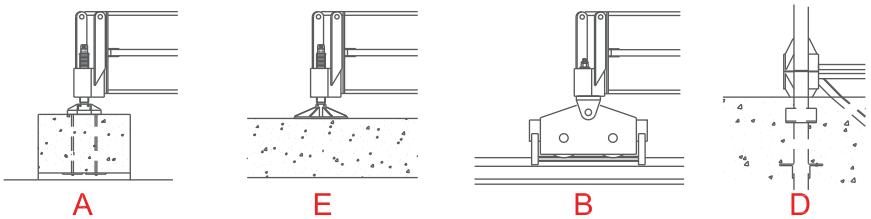

H1 B3 DIN151018 / A4 FEM1,001

H = Height under hook
Altezza sotto gancio
Hauteur sous crochet
Altura bajo el gancho
Высота под крюком

RAIMONDI · MR 81 **51 mt**

Turmkonfiguration und Auflagerkräfte

1,2 - L = 3,8 m

	H (m)	Z (t)	F1 (kN)		H (m)	Z (t)	F1 (kN)		H (m)	Z (t)	F1 (kN)
7	-	-	-	7	-	-	-	7	-	-	-
6	-	-	-	6	-	-	-	6	-	-	-
5	40,5	49,5	569	5	39,8	49,5	561	5	39,4	49,5	556
4	36,0	49,5	454	4	35,8	49,5	447	4	35,4	49,5	442
3	30,1	49,5	358	3	29,9	49,5	359	3	29,5	49,5	357
2	24,2	39,6	311	2	24,0	39,6	313	2	23,6	39,6	310
(5,9 m) +1	18,3	39,6	292	(5,9 m) +1	18,1	39,6	294	(5,9 m) +1	17,7	39,6	291
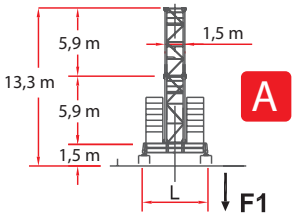				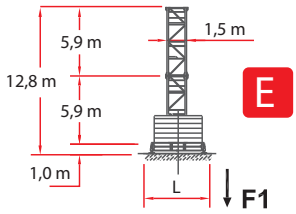				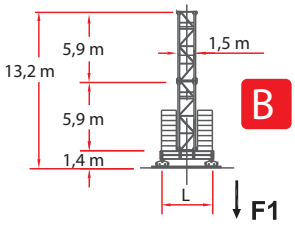			

1,2 m

H (m)	F2 (kN)	F3 (kN)	Q max (Kg / cm²)
-	-	-	
38,7	1013	856	1,856
34,7	812	661	1,372
28,8	670	542	1,083
22,9	594	473	0,973
17,0	531	418	0,890
11,1	479	373	0,825

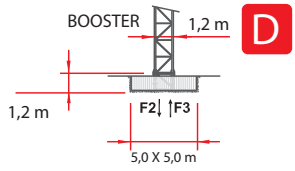

RAIMONDI · MR 81 **51 mt**

Traglastdiagramm

	2.500 Kg					3.000 Kg					5.000 Kg			/ 2.500 Kg	
JIB	30.0	36.0	42.0	48.0	51.0	30.0	36.0	42.0	48.0	51.0	30.0	36.0	42.0	48.0	51.0
1,4 ▶	30	30	28	27	23.5	28.2	26.2	24.2	23.2	20.0	17.6	16.5	15.4	14.9	12.0
12	2500	2500	2500	2500	2500	3000	3000	3000	3000	3000	5000	5000	5000	5000	5000
14	2500	2500	2500	2500	2500	3000	3000	3000	3000	3000	5000	5000	5000	5000	4218
16	2500	2500	2500	2500	2500	3000	3000	3000	3000	3000	5000	5000	4770	4600	3629
18	2500	2500	2500	2500	2500	3000	3000	3000	3000	3000	4870	4520	4170	4020	3176
20	2500	2500	2500	2500	2500	3000	3000	3000	3000	2997	4320	4010	3700	3560	2817
22	2500	2500	2500	2500	2500	3000	3000	3000	3000	2693	3870	3590	3310	3190	2525
24	2500	2500	2500	2500	2441	3000	3000	3000	2890	2441	3500	3250	2990	2880	2283
26	2500	2500	2500	2500	2229	3000	3000	2765	2640	2229	3190	2960	2720	2610	2080
28	2500	2500	2500	2431	2048	3000	2787	2545	2430	2048	2930	2710	2490	2390	1906
30	2500	2500	2355	2249	1892	2800	2580	2355	2250	1892	2700	2500	2290	2200	1756
32		2400	2189	2090	1755		2400	2190	2090	1755		2310	2120	2030	1625
34		2241	2043	1949	1635		2240	2040	1950	1635		2150	1960	1880	1510
36		2100	1914	1825	1529		2100	1910	1825	1529		2000	1830	1750	1407
38			1798	1714	1434			1800	1710	1434			1710	1640	1316
40			1694	1614	1348			1690	1610	1348			1600	1530	1234
42			1600	1524	1271			1600	1520	1271			1500	1440	1160
44				1443	1201				1440	1201				1350	1093
46				1368	1137				1370	1137				1270	1032
48				1300	1079				1300	1079				1200	976
51					1000					1000					900

RAIMONDI · MR 81 **51 mt**

Antriebe

		Velocità - Speed Vitesse - Geschwindigkeit	Potenza - Power Puissance - Leistung
Rotazione Slewing Orientation Schwenken	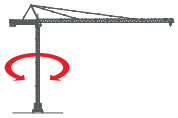	0,37 / 0,7 / 1,0 min^{-1}	4,0 Kw
Carrello Trolley Chariot Katzfahren	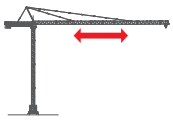	14,0 / 39,0 / 63,0 / 79,0 (*) m/min Progressivo - Progressive	3,6 Kw
Traslazione Rail Translation Kranfahren	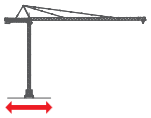	14 m/min	2 x 2,9 Kw

Tipo - Type - Tipe - Type 	Potenza-power puissance - Leistung CV - ch PS - hp	 kW	Fune rope cable Seil m	Marcia Step Vitesse Gang	Carico load charge last kg	Velocità speed Geschw vitesse m/min	Carico load charge last kg	Velocità speed Geschw vitesse m/min
15 HP - 2.5 VF	15	11	80	1	2500	4,4		
				2	2500	22		
				3	1250	44		
				4 (*)	200	48		
30 HP - 3.0 VF	30	22	240	1	3000	7,6		
				2	3000	23		
				3	3000	38		
				4	1500	61		
				5	1000	76		
				5 (*)	400	91		
30 HP - 2.5 / 5.0 VF	30	22	240	1	2500	7,6	5000	3,8
				2	2500	23	5000	11,5
				3	2500	38	5000	19
				4	1250	61	2500	30,5
				5	850	76	1700	38
				5 (*)	400	91	800	45,5

Conforme alla direttiva 2000/14/CE sul livello acustico - In compliance with the 2000/14/CE instruction on noise level - Conforme directive 2000/14/CE sur le niveauacoustique - Gemiss 2000/14/CE ber Schall - Leistungspegel - Conforme con la directive 2000/14/CE sobre el nivei acustico

Forza motrice totale - Total installed power Puissance totale des moteurs - Gesamt-motorenleistung	11 Kw (15 HP)	22 Kw (30 HP)
	15 kW	2 4 kW

RAIMONDI · MR 81 **51 mt**

Packliste

Pos. Item	Pezzi Pieces	Denominazione Description		Schizzo Sketch	Dimensioni Dimensions L	W	H	Peso Weight Unit	Total
1	1	Elemento di freccia Jib element Elèment de flèche Ausleger	N°1		12,005	1,100	1,295	920	920
	1		N°2	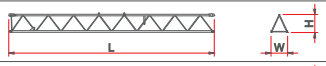	11,985	1,100	1,100	790	790
	1		N°3	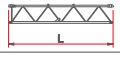	6,100	1,100	1,100	405	405
	1		N°4	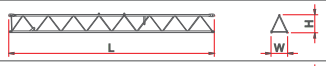	12,000	1,100	1,100	845	845
	1		N°5	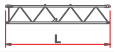	6,160	1,100	1,100	366	366
	1		N°5a		2,960	1,100	1,100	200	200
	1		N°6		1,880	1,100	1,200	118	118
2	1	Cuspide A frame Pointe Turmspitze			6,900	0,400	0,950	495	495
3	1	Controfreccia girevole,argano sollev., quadro elettrico,carrello freccia. Counterjib-turntable,hoisting winch, trolley jib, electrical box. Contreflèche tournante,treuil de levage, chariot de flèche,armoire electrique. Gegenausleger, Hubwinde, Drehwerk Laufkatze, Schaltschrank.		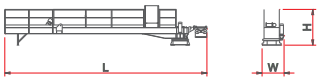	11,970	1,540	2,500	5210	5210
4	4	Blocchi di contrappeso Counterweight block Contre-poids Gegengewichtsbloecke	D93 A75	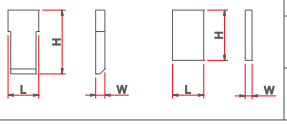	1,250	0,300	2,865	2204	8816
	2		B75		1,250	0,180	2,865	1322	2644
	1		D93		0,900	0,200	1,450	590	590
5	1	Elemento di torre Tower element Elèment de mature Turmstück		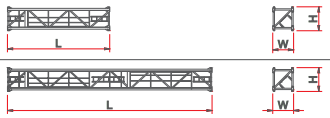	5,900	1,200	1,380	1515	1515
					11,800	1,200	1,380	2830	2830
6	1	Tronchetto di fondazione Expendable foundation element Elèment a sceller Fundamentanker			1,090	1,200	1,380	485	485
7	1	Trave principale dellla crociera di base Base main beam Poutre de chassis de base Hauptträger für Kreuzgelenk			5,720	0,670	0,650	1560	1560
8	2	Semitrave della crociera di base Half base beam Semipoutre de chassis de base Halbträger für Kreuzgelenk			2,770	0,450	0,665	750	1500
9	4	Blocco di appoggio Concrete pad (B1) Sabot en bèton Betonfuss			3,000	0,600	0,600	2465	9860
10	2	Bilancino traslazione folle Driven bogie Boggie fou Fahrschemel ohne motorantrieb			0.800	0,195	0,385	190	380
11	2	Bilancino traslazione motorizzato Driving bogie Boggie motoriseè Fahrschemel mit motorantrieb			0,925	0,425	0,385	310	620
12	10	Blocco di zavorra Base ballast block (A) Lest de base Grundballastblöcken			3,000	1,200	0,600	4953	49530